

The grinding expert The grain expert



FULLY STONELESS FLOUR PLANT



AATOMIZE is not just a company, **AATOMIZE** is a **GROUP OF COMPANIES**, Our Group of companies having an expertise in machinery R&D, Sheet Metal Machinery Manufacturer, Food Machine Manufacturer and Induction Motor Manufacturer, in **AATOMIZE** we have team of experts who are dedicated to produce the range of machinery like 2 in 1 Pulverizer, Masala Pulverizer, Flour Mill, Dal Machine, Sugar Grinding Machine, Rice Mill Machine, Grading Machine, Daliya Machine, Coffee Roaster Machine, Vibro Machine, Packing Machine, Atta Grader Machine for all kind of grinding grains and spices. Which provides the impact individual with growing the customer worldwide.

We are delegate to produce wide range of **FOOD PROCESSING** machineries under one roof due to our **CORE STRENGTH** of all in-house machineries like : Sheet Metal Laser Cutting, CNC Bending, Fabrication Laser Welding, Coating Plant, Assembly and Testing Unit.

AATOMIZE group is constantly working on micro level quality improvement, R&D, New Technology enhancement and committed towards the sustainable growth of all those who join us.

AATOMIZE having 400+ employees and it will be increase more in the coming future.

“The ultimate goal of **AATOMIZE** is to
NEVER COMPROMISE”

Never compromise on...

- Customer's requirements
- Easy maintenance
- Safety and security of customers
- Classy finishing
- Highest quality products
- Modern technology's usage and adaptation



“It's not the number of people That matters...
But the quality of
Unity in that amount of people...
Is what matters”

2 IN 1 PULVERIZER



MICRO GRINDING 2 IN 1 PULVERIZER



PATENT NO. : 349060
DESIGN NO. : 327657-001

MICRO GRINDING	1 HP	2 HP	3 HP
MODEL NO.	AZ101	AZ201	AZ301
GRINDING CAPACITY PER HRS	10 TO 12 KG	15 TO 17 KG	20 TO 25 KG
AUTOMATION GRADE	SEMI AUTOMATIC	SEMI AUTOMATIC	SEMI AUTOMATIC
MATERIAL	MS BODY	MS BODY	MS BODY
POWER SOURCE	ELECTRIC	ELECTRIC	ELECTRIC
VOLTAGE (V)	220	220	220
CURRENT (A)	6	10	15
CORROSION RESISTANCE	YES	YES	YES
POWER CONSUMPTION	0.746KWH	1.50KWH	2.30KWH
MOTOR SPEED	2880	2880	2880
FREQUENCY (HZ)	50	50	50
MOTOR TYPE	SINGLE PHASE	SINGLE PHASE	SINGLE PHASE
COATING	POWDER COATING	POWDER COATING	POWDER COATING
CHAMBER	SINGLE CHAMBER	SINGLE CHAMBER	SINGLE CHAMBER
MACHINE DIMENSION INCH	L-25" W-13", H-32"	L-26" W-14", H-35"	L-29", W-16", H-37"
CHAMBER DIMENSION INCH	6" Dia x 4" Depth	10" Dia x 5" Depth	10" Dia x 6.5" Depth
PRICE			

CRETA POWER 2 IN 1 PULVERIZER



PATENT NO. : 349060
DESIGN NO. : 327657-001

CRETA POWER	1 HP	2 HP	3 HP
MODEL NO.	AZ102A	AZ202A	AZ302A
GRINDING CAPACITY PER HRS	12 TO 15 KG	15 TO 25 KG	25 TO 40 KG
AUTOMATION GRADE	AUTOMATIC	AUTOMATIC	AUTOMATIC
MATERIAL	MS BODY	MS BODY	MS BODY
POWER SOURCE	ELECTRIC	ELECTRIC	ELECTRIC
VOLTAGE (V)	220	220	220
CURRENT (A)	6	10	15
CORROSION RESISTANCE	YES	YES	YES
POWER CONSUMPTION	0.746KWH	1.50KWH	2.50KWH
MOTOR SPEED	2880	2880	2880
FREQUENCY (HZ)	50	50	50
MOTOR TYPE	SINGLE PHASE	SINGLE PHASE	SINGLE PHASE
COATING	POWDER COATING	POWDER COATING	POWDER COATING
CHAMBER	DOUBLE CHAMBER	DOUBLE CHAMBER	DOUBLE CHAMBER
MACHINE DIMENSION INCH	L-25", W-13", H-35"	L-30", W-17", H-44"	L-32", W-17", H-46"
FRONT CHAMBER DIMENSION INCH	8" Dia x 4" Depth	10" Dia x 5" Depth	10" Dia x 6.5" Depth
PRICE			

2 IN 1 PULVERIZER



CRETA POWER 2 IN 1 PULVERIZER

DOUBLE CHAMBER



PATENT NO. : 349060
DESIGN NO. : 327657-001

CRETA POWER	3 HP	5 HP
MODEL NO.	AZ303A	AZ502A
GRINDING CAPACITY PER HRS	25 TO 40 KG	40 TO 60 KG
AUTOMATION GRADE	AUTOMATIC	AUTOMATIC
MATERIAL	MS BODY	MS BODY
POWER SOURCE	ELECTRIC	ELECTRIC
VOLTAGE (V)	415	415
CURRENT (A)	4.5	7.5
CORROSION RESISTANCE	YES	YES
POWER CONSUMPTION	2.50KWH	4.00KWH
MOTOR SPEED	2880	2880
FREQUENCY (HZ)	50	50
MOTOR TYPE	THREE PHASE	THREE PHASE
COATING	POWDER COATING	POWDER COATING
CHAMBER	DOUBLE CHAMBER	DOUBLE CHAMBER
MACHINE DIMENSION INCH	L-32", W-17", H-46"	L-36", W-19", H-49.5"
FRONT CHAMBER DIMENSION INCH	10" Dia x 6.5" Depth	12" Dia x 6.5" Depth
PRICE		

HEAVY DUTY 2 IN 1 PULVERIZER

DOUBLE CHAMBER



PATENT NO. : 349060
DESIGN NO. : 327657-001

HEAVY DUTY	7.5 HP	10 HP	15 HP
MODEL NO.	AZ751A	AZ1001A	AZ1501A
GRINDING CAPACITY PER HRS	60 TO 100 KG	70 TO 120 KG	120 TO 160 KG
AUTOMATION GRADE	AUTOMATIC	AUTOMATIC	AUTOMATIC
MATERIAL	MS BODY	MS BODY	MS BODY
POWER SOURCE	ELECTRIC	ELECTRIC	ELECTRIC
VOLTAGE (V)	415	415	415
CURRENT (A)	11	16	22
CORROSION RESISTANCE	YES	YES	YES
POWER CONSUMPTION	7.00KWH	9.00KWH	14.00KWH
MOTOR SPEED	2880	2880	2880
FREQUENCY (HZ)	50	50	50
MOTOR TYPE	THREE PHASE	THREE PHASE	THREE PHASE
COATING	POWDER COATING	POWDER COATING	POWDER COATING
CHAMBER	DOUBLE CHAMBER WITH PEDITION	DOUBLE CHAMBER WITH PEDITION	DOUBLE CHAMBER WITH PEDITION
MACHINE DIMENSION INCH	L-60", W-22", H-49"	L-64", W-22", H-51"	L-68", W-25", H-53"
FRONT CHAMBER DIMENSION INCH	14" Dia x 8.5" Dep.	14" Dia x 8.5" Dep.	16" Dia x 10.5" Dep.
PRICE			

2 IN 1 PULVERIZER



HEAVY DUTY 2 IN 1 PULVERIZER

DOUBLE CHAMBER



PATENT NO. : 349060
DESIGN NO. : 327657-001

HEAVY DUTY	20 HP	30 HP	50 HP
MODEL NO.	AZ2001A	AZ3001A	AZ5001A
GRINDING CAPACITY PER HRS	150 TO 200 KG	250 TO 300 KG	400 TO 450 KG
AUTOMATION GRADE	AUTOMATIC	AUTOMATIC	AUTOMATIC
MATERIAL	MS BODY	MS BODY	MS BODY
POWER SOURCE	ELECTRIC	ELECTRIC	ELECTRIC
VOLTAGE (V)	415	415	415
CURRENT (A)	28	42	75
CORROSION RESISTANCE	YES	YES	YES
POWER CONSUMPTION	17.00KWH	25.00KWH	47.00KWH
MOTOR SPEED	2880	2880	2880
FREQUENCY (HZ)	50	50	50
MOTOR TYPE	THREE PHASE	THREE PHASE	THREE PHASE
COATING	POWDER COATING	POWDER COATING	POWDER COATING
CHAMBER	DOUBLE CHAMBER WITH PEDITION	DOUBLE CHAMBER WITH PEDITION	DOUBLE CHAMBER WITH PEDITION
MACHINE DIMENSION INCH	L-68", W-27", H-53"	L-76", W-30", H-58.5"	CUSTOMIZED
FRONT CHAMBER DIMENSION INCH	16" Dia x 11.0" Dep.	17.6" Dia x 11.0 Dep.	19.6" Dia x 12.5" Dep.
PRICE			

CRETA POWER 2 IN 1 PULVERIZER WITH CYCLONE

DOUBLE CHAMBER



PATENT NO. : 349060
DESIGN NO. : 327657-001

CRETA POWER	5 HP
MODEL NO.	AZC502A
GRINDING CAPACITY PER HRS	40 TO 60 KG
AUTOMATION GRADE	AUTOMATIC
MATERIAL	MS BODY
POWER SOURCE	ELECTRIC
VOLTAGE (V)	415
CURRENT (A)	7.5
CORROSION RESISTANCE	YES
POWER CONSUMPTION	5.00KWH
MOTOR SPEED	2880
FREQUENCY (HZ)	50
MOTOR TYPE	THREE PHASE
COATING	POWDER COATING
CHAMBER	DOUBLE CHAMBER
MACHINE DIMENSION INCH	L-36", W-19", H-49.5"
FRONT CHAMBER DIMENSION INCH	12" Dia x 6.5" Depth
CYCLONE MOTOR	0.5 hp & 0.5 hp
CYCLONE DIMENSION INCH	L-22", W-22", H-93"
PRICE	

2 IN 1 PULVERIZER



HEAVY DUTY 2 IN 1 PULVERIZER WITH CYCLONE

DOUBLE CHAMBER



PATENT NO. : 349060
DESIGN NO. : 327657-001

HEAVY DUTY	7.5 HP	10 HP	15 HP
MODEL NO.	AZC751A	AZC1001A	AZC1501A
GRINDING CAPACITY PER HRS	60 TO 100 KG	70 TO 120 KG	120 TO 160 KG
AUTOMATION GRADE	AUTOMATIC	AUTOMATIC	AUTOMATIC
MATERIAL	MS BODY	MS BODY	MS BODY
POWER SOURCE	ELECTRIC	ELECTRIC	ELECTRIC
VOLTAGE (V)	415	415	415
CURRENT (A)	11	16	22
CORROSION RESISTANCE	YES	YES	YES
POWER CONSUMPTION	7.00KWH	9.00KWH	14.00KWH
MOTOR SPEED	2880	2880	2880
FREQUENCY (HZ)	50	50	50
MOTOR TYPE	THREE PHASE	THREE PHASE	THREE PHASE
COATING	POWDER COATING	POWDER COATING	POWDER COATING
CHAMBER	DOUBLE CHAMBER WITH PEDICTION	DOUBLE CHAMBER WITH PEDICTION	DOUBLE CHAMBER WITH PEDICTION
MACHINE DIMENSION INCH	L-60", W-22", H-49"	L-64", W-22", H-51"	L-68", W-25", H-53"
FRONT CHAMBER DIMENSION INCH	14" Dia x 8.5" Dep.	14" Dia x 8.5" Dep.	16" Dia x 10.5" Dep.
CYCLONE MOTOR	0.5 hp & 1 hp	0.5 hp & 1 hp	0.5 hp & 2 hp
CYCLONE DIMENSION INCH	L-22", W-22", H-93"	L-22", W-22", H-93"	L-30", W-30", H-100"
PRICE			

HEAVY DUTY 2 IN 1 PULVERIZER WITH CYCLONE

DOUBLE CHAMBER



PATENT NO. : 349060
DESIGN NO. : 327657-001

HEAVY DUTY	20 HP	30 HP	50 HP
MODEL NO.	AZC2001A	AZC3001A	AZC5001A
GRINDING CAPACITY PER HRS	150 TO 200 KG	250 TO 300 KG	400 TO 450 KG
AUTOMATION GRADE	AUTOMATIC	AUTOMATIC	AUTOMATIC
MATERIAL	MS BODY	MS BODY	MS BODY
POWER SOURCE	ELECTRIC	ELECTRIC	ELECTRIC
VOLTAGE (V)	415	415	415
CURRENT (A)	28	42	75
CORROSION RESISTANCE	YES	YES	YES
POWER CONSUMPTION	17.00KWH	25.00KWH	47.00KWH
MOTOR SPEED	2880	2880	2880
FREQUENCY (HZ)	50	50	50
MOTOR TYPE	THREE PHASE	THREE PHASE	THREE PHASE
COATING	POWDER COATING	POWDER COATING	POWDER COATING
CHAMBER	DOUBLE CHAMBER WITH PEDICTION	DOUBLE CHAMBER WITH PEDICTION	DOUBLE CHAMBER WITH PEDICTION
MACHINE DIMENSION INCH	L-68", W-27", H-53"	L-76", W-30", H-58.5"	CUSTOMIZED
FRONT CHAMBER DIMENSION INCH	16" Dia x 11.0" Dep.	17.6" Dia x 11.0 Dep.	19.6" Dia x 12.5" Dep.
CYCLONE MOTOR	0.5 hp & 2 hp	0.5 hp & 2 hp	1 hp & 3 hp
CYCLONE DIMENSION INCH	L-30", W-30", H-100"	L-30", W-30", H-108"	-
PRICE			

PULVERIZER WITH GRADER



HEAVY DUTY PULVERIZER WITH GRADER WITH CYCLONE

DOUBLE CHAMBER



PATENT NO. : 349060
DESIGN NO. : 327657-001

HEAVY DUTY	5 HP	7.5 HP	10 HP
MODEL NO.	AZAGC502A	AZAGC751A	AZAGC1001A
GRINDING CAPACITY PER HRS	40 TO 60 KG	60 TO 100 KG	70 TO 120 KG
AUTOMATION GRADE	AUTOMATIC	AUTOMATIC	AUTOMATIC
MATERIAL	MS BODY	MS BODY	MS BODY
POWER SOURCE	ELECTRIC	ELECTRIC	ELECTRIC
VOLTAGE (V)	415	415	415
CURRENT (A)	7.5	11	16
CORROSION RESISTANCE	YES	YES	YES
POWER CONSUMPTION	5.00KWH	7.00KWH	9.00KWH
MOTOR SPEED	2880	2880	2880
FREQUENCY (HZ)	50	50	50
MOTOR TYPE	THREE PHASE	THREE PHASE	THREE PHASE
COATING	POWDER COATING	POWDER COATING	POWDER COATING
CHAMBER	DOUBLE CHAMBER	DOUBLE CHAMBER WITH PEDICTION	DOUBLE CHAMBER WITH PEDICTION
MACHINE DIMENSION INCH	L-36", W-19", H-49.5"	L-60", W-22", H-49"	L-64", W-22", H-51"
FRONT CHAMBER DIMENSION INCH	12" Dia x 6.5" Depth	14" Dia x 8.5" Dep.	14" Dia x 8.5" Dep.
CYCLONE MOTOR	0.5 hp & 0.5 hp	0.5 hp & 1 hp	0.5 hp & 1 hp
GRADER WITH CYCLONE DIMENSION	L-70", W-56", H-114"	L-70", W-56", H-114"	L-70", W-56", H-114"
PRICE			

HEAVY DUTY PULVERIZER WITH GRADER WITH CYCLONE

DOUBLE CHAMBER



PATENT NO. : 349060
DESIGN NO. : 327657-001

HEAVY DUTY	15 HP	20 HP	30 HP
MODEL NO.	AZAGC1501A	AZAGC2001A	AZAGC3001A
GRINDING CAPACITY PER HRS	120 TO 160 KG	150 TO 200 KG	250 TO 300 KG
AUTOMATION GRADE	AUTOMATIC	AUTOMATIC	AUTOMATIC
MATERIAL	MS BODY	MS BODY	MS BODY
POWER SOURCE	ELECTRIC	ELECTRIC	ELECTRIC
VOLTAGE (V)	415	415	415
CURRENT (A)	22	28	42
CORROSION RESISTANCE	YES	YES	YES
POWER CONSUMPTION	14.00KWH	17.00KWH	25.00KWH
MOTOR SPEED	2880	2880	2880
FREQUENCY (HZ)	50	50	50
MOTOR TYPE	THREE PHASE	THREE PHASE	THREE PHASE
COATING	POWDER COATING	POWDER COATING	POWDER COATING
CHAMBER	DOUBLE CHAMBER WITH PEDICTION	DOUBLE CHAMBER WITH PEDICTION	DOUBLE CHAMBER WITH PEDICTION
MACHINE DIMENSION INCH	L-68", W-25", H-53"	L-68", W-27", H-53"	L-76", W-30", H-58.5"
FRONT CHAMBER DIMENSION INCH	16" Dia x 10.5" Dep.	16" Dia x 11.0" Dep.	17.6" Dia x 11.0 Dep.
CYCLONE MOTOR	0.5 hp & 2 hp	0.5 hp & 2 hp	0.5 hp & 2 hp
GRADER WITH CYCLONE DIMENSION	L-72.5", W-56", H-117"	L-72.5", W-56", H-117"	L-72.5", W-56", H-119"
PRICE			

MASALA PULVERIZER



MASALA PULVERIZER WITHOUT CYCLONE 3HP, 5HP



* Depends on material & sieve size

MASALA MACHINE	3 HP	5 HP
MODEL NO.	AM302	AM502
GRINDING CAPACITY PER HRS	30 TO 35 KG*	50 TO 60 KG*
AUTOMATION GRADE	SEMI AUTOMATIC	SEMI AUTOMATIC
MATERIAL	MS BODY	MS BODY
POWER SOURCE	ELECTRIC	ELECTRIC
VOLTAGE (V)	415	415
CURRENT (A)	4.5	7.5
CORROSION RESISTANCE	YES	YES
POWER CONSUMPTION	2.50KWH	4.00KWH
MOTOR RPM	1440	1440
BEATER (CUTTER) RPM	3840	3840
FREQUENCY (HZ)	50	50
MOTOR TYPE	THREE PHASE	THREE PHASE
COATING	POWDER COATING	POWDER COATING
CHAMBER	DOUBLE CHAMBER	DOUBLE CHAMBER
MACHINE DIMENSION INCH	L-51", W-20", H-44"	L-54", W-20", H-46"
F CHAMBER DIMENSION INCH	10" Dia x 5" Depth	10" Dia x 6.5" Depth
PRICE		

MASALA PULVERIZER WITH CYCLONE 3HP, 5HP, 7.5HP

DOUBLE CHAMBER



* Depends on material & sieve size


MASALA MACHINE WITH CYCLONE	3 HP	5 HP	7.5 HP
MODEL NO.	AMC302	AMC502	AMC752
GRINDING CAPACITY PER HRS	30 TO 35 KG*	50 TO 60 KG*	60 TO 80 KG*
AUTOMATION GRADE	SEMI AUTOMATIC	SEMI AUTOMATIC	SEMI AUTOMATIC
MATERIAL	MS BODY	MS BODY	MS BODY
POWER SOURCE	ELECTRIC	ELECTRIC	ELECTRIC
VOLTAGE (V)	415	415	415
CURRENT (A)	4.5	7.5	11
CORROSION RESISTANCE	YES	YES	YES
POWER CONSUMPTION	3.50KWH	5.00KWH	8.00KWH
MOTOR RPM	1440	1440	1440
BEATER (CUTTER) RPM	3840	3840	3840
FREQUENCY (HZ)	50	50	50
MOTOR TYPE	THREE PHASE	THREE PHASE	THREE PHASE
COATING	POWDER COATING	POWDER COATING	POWDER COATING
CHAMBER	DOUBLE CHAMBER	DOUBLE CHAMBER	DOUBLE CHAMBER
MACHINE DIMENSION INCH	L-51", W-20", H-44"	L-55.5", W-20", H-46"	L-57", W-22", H-48"
FRONT CHAMBER DIMENSION INCH	10" Dia x 5.00" Depth	10" Dia x 6.5" Depth	12" Dia x 6.5" Depth
CYCLONE DIMENSION INCH	L-22", W-22", H-93"	L-22", W-22", H-93"	L-30", W-30", H-100"
CYCLONE MOTOR	0.5 & 1 HP	0.5 & 1 HP	0.5 & 1 HP
PRICE			

MASALA PULVERIZER



MASALA PULVERIZER WITH CYCLONE 10HP & 20HP

DOUBLE CHAMBER



* Depends on material & sieve size

MASALA MACHINE WITH CYCLONE	10 HP	20 HP
MODEL NO.	AMC1002	AMC2002
GRINDING CAPACITY PER HRS	80 TO 100 KG*	150 TO 190 KG*
AUTOMATION GRADE	SEMI AUTOMATIC	SEMI AUTOMATIC
MATERIAL	MS BODY	MS BODY
POWER SOURCE	ELECTRIC	ELECTRIC
VOLTAGE (V)	415	415
CURRENT (A)	16	28
CORROSION RESISTANCE	YES	YES
POWER CONSUMPTION	9.50KWH	17.00KWH
MOTOR RPM	1440	1440
BEATER (CUTTER) RPM	3840	3840
FREQUENCY (HZ)	50	50
MOTOR TYPE	THREE PHASE	THREE PHASE
COATING	POWDER COATING	POWDER COATING
CHAMBER	DOUBLE CHAMBER	DOUBLE CHAMBER
MACHINE DIMENSION INCH	L-63", W-24", H-50.6"	L-71", W-25", H-55"
FRONT CHAMBER DIMENSION INCH	14" Dia x 8.5" Depth	16" Dia x 10.5" Depth
CYCLONE DIMENSION INCH	L-30", W-30", H-100"	L-30", W-30", H-108"
CYCLONE MOTOR	0.5 & 2 HP	0.5 & 3 HP
PRICE		

MASALA PULVERIZER WITH GRADER 3HP to 30HP



* Depends on material & sieve size

SUGAR GRINDING MACHINE



SUGAR MACHINE WITH CYCLONE 3HP, 5HP, 10HP



SUGAR
GRINDING



* Depends on material & sieve size

SUGAR MACHINE	3HP + 2HP CYCLONE	5HP + 3HP CYCLONE	10HP + 5HP CYCLONE
MODEL NO.	AZSC301	AZSC501	AZSC1001
GRINDING CAPACITY PER HRS	100 TO 200 KG*	300 TO 500 KG*	600 TO 1000 KG*
AUTOMATION GRADE	SEMI AUTOMATIC	SEMI AUTOMATIC	SEMI AUTOMATIC
MATERIAL	MS BODY	MS BODY	MS BODY
POWER SOURCE	ELECTRIC	ELECTRIC	ELECTRIC
VOLTAGE (V)	415	415	415
CURRENT (A)	5	7.5	16
CORROSION RESISTANCE	YES	YES	YES
POWER CONSUMPTION	2.50KWH	3.75KWH	9.50KWH
MOTOR RPM	1440	1440	1440
BEATER (CUTTER) RPM	4320	4320	4320
FREQUENCY (HZ)	50	50	50
MOTOR TYPE	THREE PHASE	THREE PHASE	THREE PHASE
COATING	POWDER COATING	POWDER COATING	POWDER COATING
CHAMBER	SINGLE CHAMBER	SINGLE CHAMBER	SINGLE CHAMBER
MACHINE DIMENSION INCH	L-43", W-22", H-50"	L-50", W-24", H-56"	L-56", W-27", H-55"
CHAMBER DIMENSION INCH	10" Dia x 6.5" Depth	12" Dia x 6.5" Depth	CUSTOMIZED
CYCLONE DIMENSION INCH	CUSTOMIZED	L-37.5", W-52", H-103"	L-37.5", W-52", H-103"
CYCLONE MOTOR	2 HP	3 HP	5 HP
PRICE			

2 IN 1 RICE MILL MACHINE 3HP & 5HP



RICE MILL MACHINE	3 HP	5 HP
MODEL NO.	ARM312	ARM532
GRINDING CAPACITY (RICE) PER HRS	80 TO 90 KG*	120 TO 140 KG*
WHEAT GRINDING CAPACITY PER HRS	15 TO 18 KG*	22 TO 25 KG*
AUTOMATION GRADE	SEMI AUTOMATIC	SEMI AUTOMATIC
MATERIAL	MS BODY	MS BODY
POWER SOURCE	ELECTRIC	ELECTRIC
VOLTAGE (V)	230	415
CURRENT (A)	14	7.5
CORROSION RESISTANCE	YES	YES
POWER CONSUMPTION	2.40KWH	3.20KWH
MOTOR RPM	2880	2880
FREQUENCY (HZ)	50	50
MOTOR TYPE	SINGLE PHASE	THREE PHASE
COATING	POWDER COATING	POWDER COATING
CHAMBER	DOUBLE CHAMBER	DOUBLE CHAMBER
MACHINE DIMENSION INCH	L-72", W-24", H-44"	L-83", W-25", H-52"
FRONT CHAMBER DIMENSION INCH	9.75" Dia x 5" Depth	11.8" Dia x 6.18" Depth
PRICE		

DAL MILL MACHINE



DAL MILL MACHINE

2HP (AZDM204)



DAL MILL MACHINE	2 HP
MODEL NO.	AZDM204
GRINDING CAPACITY PER HRS.	40 TO 50 KG
AUTOMATION GRADE	SEMI AUTOMATIC
MATERIAL	MS BODY
POWER SOURCE	ELECTRIC
VOLTAGE (V)	220
CURRENT (A)	8
CORROSION RESISTANCE	YES
POWER CONSUMPTION	1.30KWH
MAIN MOTOR RPM (2HP)	1440
BLOWER MOTOR RPM (1HP)	1440
FREQUENCY (HZ)	50
MOTOR TYPE	SINGLE PHASE
COATING	POWDER COATING
JALI NO. (SET)	1, 2, 3, 4
MACHINE DIMENSION INCH	L-48", W-21", H-53"

DAL MILL MACHINE

3HP (AZDM304)



DAL MILL MACHINE	3 HP
MODEL NO.	AZDM304
GRINDING CAPACITY PER HRS.	80 TO 100 KG
AUTOMATION GRADE	SEMI AUTOMATIC
MATERIAL	MS BODY
POWER SOURCE	ELECTRIC
VOLTAGE (V)	220
CURRENT (A)	11
CORROSION RESISTANCE	YES
POWER CONSUMPTION	2.30KWH
MAIN MOTOR RPM (2HP)	1440
BLOWER MOTOR RPM (1HP)	1440
FREQUENCY (HZ)	50
MOTOR TYPE	SINGLE PHASE
COATING	POWDER COATING
JALI NO. (SET)	1, 2, 3, 4
MACHINE DIMENSION INCH	L-62.5", W-35", H-60"



WHEAT GRADING MACHINE

4" x 3"

Model No. : WG431

Motor Capacity : 1HP Three Phase

Capacity : 350 to 400 kg/hrs Powder Filter

Machine Dimension : L-78", W-39", H-76"

No Labor Require to Operate This Machine

Users can clean and sort (width, thickness, length)

any types of grains Like wheat, millet, sorghum & all kind of grain.



PRICE :

MASALA GRADER - AMG05N



Motor Capacity : 0.5 HP

Sieve Mesh Size : 20 or 30 Mesh

Machine Dimension : L-55", W-22.5", H-25"

Suitable For

Coriander Powder, Cumin Powder, Turmeric Powder

No Labor Require to Operate This Machine

PRICE :

PACKING MACHINE



Model No.	PM820
Machine Structure	MS Powder Coating
Machine Size (inch)	L-42", W-16", H-39"
Sealing Size	12mm
Max. Adjustment Height	22"
Min. Adjustment Height	8"
Voltage (V/Hz)	AC 220/50 110/60

PRICE :

DALIYA MACHINE



DALIYA MACHINE 3HP & 5HP



DALIYA MACHINE	3 HP	5 HP
MODEL NO.	ADMG303	ADMG503
GRINDING CAPACITY (RICE) PER HRS	80 TO 150 KG*	140 TO 200 KG*
AUTOMATION GRADE	SEMI AUTOMATIC	SEMI AUTOMATIC
MATERIAL	MS BODY	MS BODY
POWER SOURCE	ELECTRIC	ELECTRIC
VOLTAGE (V)	415	415
CURRENT (A)	4.5	7.5
CORROSION RESISTANCE	YES	YES
POWER CONSUMPTION	2.61KWH	4.29KWH
MOTOR RPM	1440	1440
FREQUENCY (HZ)	50	50
MOTOR TYPE	THREE PHASE	THREE PHASE
MOTOR CAPACITY	3HP + 0.5HP (GRADER) + 0.5HP (BLOWER)	5HP + 0.5HP (GRADER) + 0.5HP (BLOWER)
COATING	POWDER COATING	POWDER COATING
CHAMBER	SINGLE CHAMBER	SINGLE CHAMBER
MACHINE DIMENSION INCH	L-50", W-33", H-59"	L-82", W-40", H-66"
FRONT CHAMBER DIMENSION INCH	10" Dia x 6" Depth	12" Dia x 6" Depth
PRICE		

DALIYA MACHINE	7.5 HP	10 HP	20 HP
MODEL NO.	ADMG753	ADMG1003	ADMG2003
GRINDING CAPACITY (RICE) PER HRS	230 TO 310 KG*	350 TO 600 KG*	800 TO 1000 KG*
AUTOMATION GRADE	SEMI AUTOMATIC	SEMI AUTOMATIC	SEMI AUTOMATIC
MATERIAL	MS BODY	MS BODY	MS BODY
POWER SOURCE	ELECTRIC	ELECTRIC	ELECTRIC
VOLTAGE (V)	415	415	415
CURRENT (A)	11.0	16	28.0
CORROSION RESISTANCE	YES	YES	YES
POWER CONSUMPTION	6.27KWH	8.46KWH	15.56KWH
MOTOR RPM	1440	1440	1440
FREQUENCY (HZ)	50	50	50
MOTOR TYPE	THREE PHASE	THREE PHASE	THREE PHASE
MOTOR CAPACITY	7.5HP + 0.5HP (GRADER) + 0.5HP (BLOWER)	10HP + 0.5HP (GRADER) + 0.5HP (BLOWER)	20HP + 0.5HP (GRADER) + 0.5HP (BLOWER)
COATING	POWDER COATING	POWDER COATING	POWDER COATING
CHAMBER	SINGLE CHAMBER	SINGLE CHAMBER	SINGLE CHAMBER
MACHINE DIMENSION INCH	L-120", W-33", H-69"	L-120", W-33", H-80"	L-140", W-40", H-85"
FRONT CHAMBER DIMENSION INCH	14" Dia x 7" Depth	16" Dia x 10" Depth	18" Dia x 10" Depth
PRICE			



VIBRO MACHINE

24", 36", 48"



SIEVE DIMENSION	24" Dia	36" Dia	48" Dia
MOTOR CAPACITY	0.5 HP	1 HP	1.5 HP
MOTOR RPM	1440 RPM	1440 RPM	1440 RPM
MOTOR TYPE	3 PHASE	3 PHASE	3 PHASE
PRICE			
MESH 40 OR 50 SIEVE			
1 SIEVE PROVIDE			

MASALA MIXING MACHINE



MOTOR CAPACITY : 1.5 HP
MOTOR TYPE : 3 PHASE
MACHINE DIMENSION : L-54" W-25" H-44"
MACHINE WEIGHT : 190 KGS.
CAPACITY : 50 KG

PRICE :

ROASTER MACHINE



MOTOR CAPACITY : 2 HP
MOTOR TYPE : 3 PHASE
MACHINE DIMENSION : L-36" H-37" W-40"
MACHINE WEIGHT : 130 KGS.

PRICE :

COFFEE ROASTER MACHINE



500gm to 25kg Per Batch



Technical Specifications

Model	ARST-3
Batch Capacity	3kgs per Batch
Dimensions	L-1770mm, W-1280mm, H-1260mm
Roasting Time	12 Minutes to 20 Minutes
Cooling Time	5 Minutes
Per Hours Capacity	6 kg to 9 kg
Daily Capacity (For 8 Hours)	64 kg / Daily Dark Roast - 48 kg
Power Consumption	0.50 KW per hrs.
Colour	Customize
Weight	226 kg Approx
Voltage	220 V - 50Hz / 60Hz
Heating System	LPG / Natural Gas
Consumption of Gas	1.98 m3 (LPG) & 2.86 m3 (Natural Gas) 1.386 kg / 2.37 kg
Type of Roasting	Convection & Conduction Roasting
Number of Motors	4 Motors
Body Type	Stainless Steel, MS

FULLY STONELESS PLANT - 500KG



FULLY STONELESS PLANT - 800KG




FULLY STONELESS PLANT - 1200KG






FULLY STONELESS PLANT - 2000KG



FULLY STONELESS CUSTOMIZED PLANT



OUR VALUABLE CLIENTS



and
Many More
Valuable Customers

FOLLOW US ON SOCIAL MEDIA



AATOMIZE[®]
NEVER COMPROMISE

AATOMIZE MANUFACTURING PVT. LTD.

Shapar (Veraval), Rajkot - 360024, Gujarat (India).

For Inquiry : +91 87390 87390

E-Mail : info@aatomize.com

Web : www.aatomize.com

Download Brochure



Get in Touch With Us